

DESIGNER RADIATORS

www.catchrad.com



THE CATCHRAD
RADIATOR CO.,LTD.



About Us

Catchrad is a manufacturer keeping the theme of responsibility and high quality. We have been developing range of designer radiators, trying to catch the latest design trends and the advance technical developments.

With the direction towards the future, Catchrad remains at the forefront of design, quality and technology.

We are committed to meeting your requirments by providing you with:

- Superior service: to make you satisfied as possible as we can
- Colour choices: radiator colour can be chosen in RAL colour range
- Quality guarantee: we only provide high quality radiators with a minimum 5 years guarantee
- Quick delivery: order will be finished within 30 days usually
- Product development: we R&D 5 new models design at least per year
- Secure packaging: the blister film and carton also with foam board to protect products during shipment

a) Material

The material of tube is cold rolled plate which is with good flexibility and smooth welding. The hydrostatic pressure test reached 2.0Mpa.

b) Surface Anti-Corrosion

After shot blasting, low-temperature phosphating treatment, dense crystalline iphosphate coating will be formed on substrate which is anti-corrosive and important for painting.

c) Welding

Three-phase rectifier DC NC ERW is the most advanced welding technology without slags, of which is great power and consistency and high precision control ensures the quality of welding.

d) Painting

We select the most advanced painting and stoving equipments. More than 80% polyester powder are imported and achieved national environmental standards.

e) Structure

Through unique technology, the water hole enlarged to 17mm, which greatly improving the water flow, increasing the heat dissipation and preventing from clogged.

f) Quality

Quality controlled in accordance with ISO9001:2008. Through at least three times water pressure tests.

A. Welding hole

Through unique technology, the diameter of radiator water hole enlarged to 17mm, which normally is 9mm and greatly improved the heat dissipation.

B. Tube

The flexibility of the steel tube is excellent, welding is smooth and no visible bump.

C. Internal Anti-corrosion

Within high concentrate internal anti-corrosion materials which is from national R&D institute, radiators must be stoved 40 minutes under 200 °C temperature.



AD11 SERIES

	Overall Height	Dimension Width	Pipe Centres	Wall to pipe Centres	Wall distance
	mm	mm	mm	mm	mm
AD11-4/1800	1800	236	1755	63	103
AD11-6/1800	1800	354	1755	63	103
AD11-8/1800	1800	472	1755	63	103
AD11-7/600	600	413	555	63	103
AD11-10/600	600	590	555	63	103
AD11-13/600	600	767	555	63	103
AD11-17/600	600	1003	555	63	103
AD11-20/600	600	1180	555	63	103

AD12 SERIES

	Overall Height	Dimension Width	Pipe Centres	Wall to pipe Centres	Wall distance
	mm	mm	mm	mm	mm
AD12-4/1800	1800	236	1755	63	103
AD12-6/1800	1800	354	1755	63	103
AD12-8/1800	1800	472	1755	63	103
AD12-7/600	600	413	555	63	103
AD12-10/600	600	590	555	63	103
AD12-13/600	600	767	555	63	103
AD12-17/600	600	1003	555	63	103
AD12-20/600	600	1180	555	63	103





AHD12 SERIES

	Overall Height	Dimension Width	Pipe Centres	Wall to pipe Centres	Wall distance
	mm	mm	mm	mm	mm
AHD12-10/800	590	800	755	60	100
AHD12-10/1000	590	1000	955	60	100
AHD12-10/1200	590	1200	1155	60	100
AHD12-10/1400	590	1400	1355	60	100
AHD12-10/1600	590	1600	1555	60	100
AHD12-10/1800	590	1800	1755	60	100

*TWD11 SERIES*

	Overall Height	Dimension Width	Pipe Centres	Wall to pipe Centres	Wall distance
	mm	mm	mm	mm	mm
TWD11-5/1800	1800	340	1755	63	91
TWD11-6/1800	1800	408	1755	63	91
TWD11-7/1800	1800	476	1755	63	91
TWD11-8/1800	1800	544	1755	63	91



AD31 SERIES

	Overall Height	Dimension Width	Pipe Centres	Wall to pipe Centres	Wall distance
	mm	mm	mm	mm	mm
AD31-5/1800	1800	295	1755	63	103
AD31-6/1800	1800	354	1755	63	103
AD31-7/1800	1800	413	1755	63	103
AD31-8/1800	1800	472	1755	63	103



TOD11 SERIES

	Overall Height	Dimension Width	Pipe Centres	Wall to pipe Centres	Wall distance
	mm	mm	mm	mm	mm
TOD11-5/1800	1800	430	1755	72	119
TOD11-7/1800	1800	603	1755	72	119



TOD12 SERIES

	Overall Height	Dimension Width	Pipe Centres	Wall to pipe Centres	Wall distance
	mm	mm	mm	mm	mm
TOD12-5/600	600	430	555	72	119
TOD12-7/600	600	602	555	72	119
TOD12-9/600	600	774	555	72	119
TOD12-11/600	600	946	555	72	119
TOD12-13/600	600	1118	555	72	119

AR12 SERIES


	Overall Height	Dimension Width	Pipe Centres	Wall to pipe Centres	Wall distance
	mm	mm	mm	mm	mm
AR12-4/1800	1800	240	1720	63	103
AR12-6/1800	1800	360	1720	63	103
AR12-8/1800	1800	480	1720	63	103
AR12-7/600	600	420	520	63	103
AR12-10/600	600	600	520	63	103
AR12-13/600	600	780	520	63	103
AR12-17/600	600	1020	520	63	103
AR12-20/600	600	1200	520	63	103





AHR12 SERIES

	Overall Height	Dimension Width	Pipe Centres	Wall to pipe Centres	Wall distance
	mm	mm	mm	mm	mm
AHR12-10/800	600	800	720	65	106
AHR12-10/1000	600	1000	920	65	106
AHR12-10/1200	600	1200	1120	65	106
AHR12-10/1400	600	1400	1320	65	106
AHR12-10/1600	600	1600	1520	65	106
AHR12-10/1800	600	1800	1720	65	106


*WB11 SERIES*

	Overall Height	Dimension Width	Pipe Centres	Wall to pipe Centres	Wall distance
	mm	mm	mm	mm	mm
WB11-4/1800	1800	304	1755	40	66
WB11-6/1800	1800	456	1755	40	66
WB11-8/1800	1800	608	1755	40	66
WB11-6/600	600	456	555	40	66
WB11-8/600	600	608	555	40	66
WB11-11/600	600	836	555	40	66
WB11-14/600	600	1064	555	40	66
WB11-16/600	600	1216	555	40	66

WB12 SERIES

	Overall Height	Dimension Width	Pipe Centres	Wall to pipe Centres	Wall distance
	mm	mm	mm	mm	mm
WB12-4/1800	1800	304	1755	63	90
WB12-6/1800	1800	456	1755	63	90
WB12-8/1800	1800	608	1755	63	90
WB12-6/600	600	456	555	63	90
WB12-8/600	600	608	555	63	90
WB12-11/600	600	836	555	63	90
WB12-14/600	600	1064	555	63	90
WB12-16/600	600	1216	555	63	90



*WHD12 SERIES*

	Overall Height	Dimension Width	Pipe Centres	Wall to pipe Centres	Wall distance
	mm	mm	mm	mm	mm
WHD12-10/800	680	800	755	68	97
WHD12-10/1000	680	1000	955	68	97
WHD12-10/1200	680	1200	1155	68	97
WHD12-10/1400	680	1400	1355	68	97
WHD12-10/1600	680	1600	1555	68	97
WHD12-10/1800	680	1800	1755	68	97

MID11 SERIES

	Overall Height	Dimension Width	Pipe Centres	Wall to pipe Centres	Wall distance
	mm	mm	mm	mm	mm
MID11-7/1800	1800	320	1760	66	100
MID11-10/1800	1800	456	1760	66	100




MTLD12 SERIES

	Overall Height	Dimension Width	Pipe Centres	Wall to pipe Centres	Wall distance
	mm	mm	mm	mm	mm
MTLD12-10/600	600	590	555	63	103
MTLD12-15/600	600	885	555	63	103
MTLD12-20/600	600	1180	555	63	103



EXD SERIES

	Overall Height mm	Dimension Width mm	Pipe Centres mm	Wall to pipe Centres mm	Wall distance mm
EXD-8/1800	1800	448	1755	50	94




DP12 SERIES

	Overall Height	Dimension Width	Pipe Centres	Wall to pipe Centres	Wall distance
	mm	mm	mm	mm	mm
DP12-4/1800	1800	180	1735	68	100
DP12-6/1800	1800	270	1735	68	100
DP12-8/1800	1800	360	1735	68	100
DP12-10/1800	1800	450	1735	68	100
DP12-13/600	600	585	535	68	100
DP12-17/600	600	765	535	68	100
DP12-22/300	300	990	235	68	100
DP12-26/300	300	1170	235	68	100
DP12-30/300	300	1350	235	68	100



DP13 SERIES

	Overall Height mm	Dimension Width mm	Pipe Centres mm	Wall to pipe Centres mm	Wall distance mm
DP13-4/1800	1800	180	1735	68	120
DP13-6/1800	1800	270	1735	68	120
DP13-8/1800	1800	360	1735	68	120
DP13-10/1800	1800	450	1735	68	120
DP13-13/600	600	585	535	68	120
DP13-17/600	600	765	535	68	120
DP13-22/600	600	990	535	68	120
DP13-26/600	600	1170	535	68	120
DP13-30/600	600	1350	535	68	120
DP13-22/300	300	990	235	68	120
DP13-26/300	300	1170	235	68	120
DP13-30/300	300	1350	235	68	120



DP14 SERIES

	Overall Height	Dimension Width	Pipe Centres	Wall to pipe Centres	Wall distance
	mm	mm	mm	mm	mm
DP14-13/600	600	585	535	91	160
DP14-17/600	600	765	535	91	160
DP14-22/600	600	990	535	91	160
DP14-26/600	600	1170	535	91	160
DP14-30/600	600	1350	535	91	160
DP14-22/300	300	990	235	91	160
DP14-26/300	300	1170	235	91	160
DP14-30/300	300	1350	235	91	160

*DP SERIES WITH WOOD*

	Overall Height	Dimension Width	Pipe Centres	Wall to pipe Centres	Wall distance
	mm	mm	mm	mm	mm
DP15	460	1500	250	-	-
DP15	460	1900	250	-	-

*aLD-500 SERIES*

	Overall Height	Dimension Width	Pipe Centres	Wall to pipe Centres	Wall distance
	mm	mm	mm	mm	mm
aLD11-4/500	496	500	455	45	85
aLD11-8/500	992	500	455	45	85
aLD11-12/500	1488	500	455	45	85

*aFD-500 SERIES*

	Overall Height	Dimension Width	Pipe Centres	Wall to pipe Centres	Wall distance
	mm	mm	mm	mm	mm
aFD11-9/500	820	500	455	45	85
aLFD11-12/500	1130	500	455	45	85
aLFD11-15/500	1420	500	455	45	85

aLFD SERIES

	Overall Height	Dimension Width	Pipe Centres	Wall to pipe Centres	Wall distance
	mm	mm	mm	mm	mm
aLFD11-7/500	780	500	455	45	85
aLFD11-10/500	1140	500	455	45	85
aLFD11-15/500	1740	500	455	45	85

25 TOWEL RAIL

THE CATCHRAD RADIATOR CO., LTD.



aD11 SERIES

	Overall Height	Dimension Width	Pipe Centres	Wall to pipe Centres	Wall distance
	mm	mm	mm	mm	mm
aD11-9/500	820	500	455	45	85
aD11-12/500	1130	500	455	45	85
aD11-16/500	1510	500	455	45	85
aD11-9/600	820	600	555	45	85
aD11-12/600	1130	600	555	45	85
aD11-16/600	1510	600	555	45	85

*wD11 SERIES*

	Overall Height	Dimension Width	Pipe Centres	Wall to pipe Centres	Wall distance
	mm	mm	mm	mm	mm
wD11-9/500	748	500	455	45	75
wD11-12/500	952	500	455	45	75
wD11-16/500	1224	500	455	45	75
wD11-9/600	748	600	555	45	75
wD11-12/600	952	600	555	45	75
wD11-16/600	1224	600	555	45	75



BXCT SERIES

	Overall Height	Dimension Width	Pipe Centres	Wall to pipe Centres	Wall distance
	mm	mm	mm	mm	mm
BXCT	840	350	350	88-110	282
BXCT	1190	350	350	88-110	390
BXCT	1260	350	350	88-110	415
BXCT	1610	350	350	88-110	523
BXCT	840	500	500	88-110	353
BXCT	1190	500	500	88-110	487
BXCT	1260	500	500	88-110	518
BXCT	1610	500	500	88-110	653
BXCT	840	600	600	88-110	400
BXCT	1190	600	600	88-110	552
BXCT	1260	600	600	88-110	588
BXCT	1610	600	600	88-110	739

ADJ12 SERIES

	Overall Height	Dimension Width	Pipe Centres	Wall to pipe Centres	Wall distance
	mm	mm	mm	mm	mm
ADJ12-4/1800	1800	382	1755	63	103
ADJ12-6/1800	1800	500	1755	63	103
ADJ12-8/1800	1800	618	1755	63	103

29 ACCESSORIES

THE CATCHRAD RADIATOR CO.,LTD.



Modern Radiator Valves
Angled(pairs)



Modern Radiator Valves
Straight(pairs)



Minimalist Radiator
Valves Pack Angled(pairs)



Minimalist Radiator
Valves Pack Straight(pairs)



Chromed Radiator Valves
Angled(pairs)



Thermostatic Wheel-head



Thermostatic Wheel-head and
Lock-shield



Luxury Thermostatic head



Luxury Chromed Thermostatic
Head



Standard Heating Element

Available in :

100(watts)	150(watts)	250(watts)
400(watts)	600(watts)	800(watts)



Oval radiator feet



Flat radiator feet



Column radiator feet



Decorative Pipes



Towel Holders



Brackets for Horizontal
Version

This image shows a single page of white paper with horizontal blue or grey ruling lines. The lines are evenly spaced and run across the width of the page. There is no handwriting or other markings on the paper.

THE CATCHRAD METAL PRODUCTS CO.,LTD.



Add: West Dabei Village, Dabeijiangu Town, Ninghe District, Tianjin City

Tel: +86 22-69546175

Fax: +86 22-69546175

Email: export@catchrad.com

www.catchrad.com

